


enelion Wallbox Duo

Two sockets
in compact
housing



The Enelion Wallbox Duo is a two-socket car charging point. The device is capable of dynamically sharing the power between the two connected cars to optimize the charging process.



Solid
construction



Wide range
of communication



Building power
balancing

ANODIZED ALUMINUM

Advanced design

The design of the device allows for any configuration of connecting the power cables from the top or bottom of the charger. The output power for Wallbox Duo is 7.4 kW per socket, and for Wallbox Duo Power and Adspace it is 22 kW per socket. Optionally, the device can be equipped with a **Bridge communication module**, which allows you to connect to the Internet via **WiFi / Ethernet** or optionally **LTE (GSM)**. As standard, the devices have touch buttons for menu navigation.

Elegance

Aesthetics is our leitmotif.

The housing is made of anodized aluminum and is available in two colors: silver and graphite-black. The front of the device is made of hardened plastic to protect it from scratches. The device has two charging sockets, an RFID card reader and an OLED display. In addition, the charger status is communicated via LED diodes located next to the sockets.

COMMUNICATION

Internet connection

One **Enelion Bridge** module is enough to control up to 90 stations in the charger network. Use **WiFi**, **Ethernet** or optional **LTE(GSM)**, depending on your needs.

Dynamic Load Balancing (DLB)

Networking multiple charging stations together opens the way to data exchange between them. As a result, they can control the current energy consumption and share the power in an optimal way.

OCPP Protocol

Enelion chargers are compatible with the OCPP 1.6. Thanks to this, you can use the **Enelion Administrative System** or other compatible

Wallbox with two sockets

Duo series Wallboxes provide convenience use - two charging points in one housing. Possibility to set up the authorization via RFID card or without authorization. Additionally, Wallbox Adspace may have illuminated customer's logo in the middle of the housing.

Wallbox Duo Power

Provides the user with access to two 22 kW charging sockets each. Enelion is the only producer on the market offering so unique and compact solution.



enelion Wallbox DUO

TECHNICAL SPECIFICATION



WALLBOX DUO



WALLBOX DUO POWER



WALLBOX ADSPACE

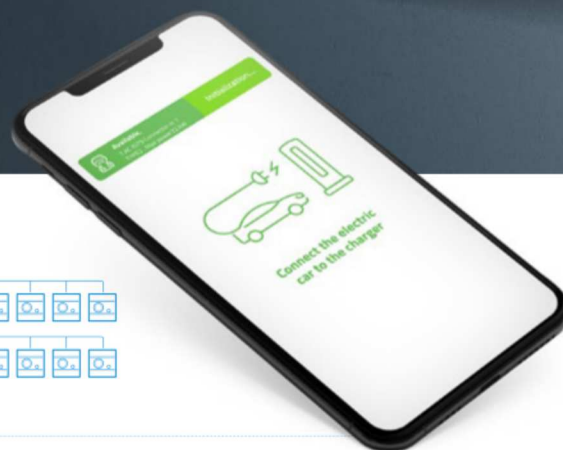
Charging power	2x 1,4 kW - 7,4 kW	2x 1,4 kW - 22 kW	2x 1,4 kW - 22 kW
Socket	2x Type 2	2x Type 2	2x Type 2
Communication module Bridge (OCPP 1.6)**	offline / WiFi , Ethernet / LTE (GSM)	offline / WiFi , Ethernet / LTE (GSM)	offline / WiFi , Ethernet / LTE (GSM)
OLED Display / RFID / Buttons	built-in	built-in	built-in
Dynamic Load Balance (DLB)**	Enelion DLB	Enelion DLB	Enelion DLB
Energy meter	built-in / Enelion MID*	built-in / Enelion MID*	built-in / Enelion MID*
Residual current device**	RCM B / RCD A / RCD B	RCM B / RCD A / RCD B	RCM B / RCD A / RCD B
Socket with lock	built-in	built-in	built-in
Impact protection	IK 10	IK 10	IK 10
Ingress protection	IP 54	IP 54	IP 54
Operating temperature	-25°C / + 55°C	-25°C / + 55°C	-25°C / + 55°C
Height (mm)	250	250	250
Width (mm)	390	530	1000
Depth (mm)	150	150	150

*Certified energy measurement | ** optional equipment

enelion Wallbox

Functionality and aesthetics

Enelion Wallbox is the most universal charger in Enelion offer. The solutions used in it allows to change configuration of the charger at any time. Wallbox charging power can be smoothly adjustable in range from 1.4 kW up to 22 kW. The charger can be equipped with Enelion Bridge that gives OCPP 1.6 functionality.



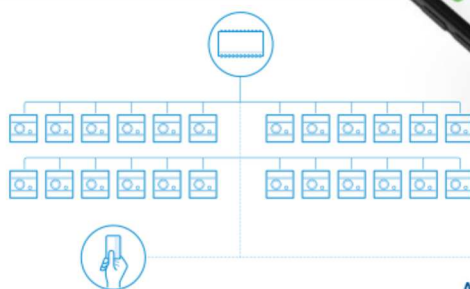
Solid
construction



Wide range
of communication



Building power
balancing



COMMUNICATION

GSM, WiFi, Ethernet

Using the Enelion software, it is possible to manage up to 90 chargers in one network. The charger is equipped with WiFi / Ethernet communication module, optional LTE (GSM) modem and RFID card reader.

Dynamic Load Balancing (DLB)

Intelligent charging power limitation system, lets you split charging power between chargers so the total charging power will not exceed the mains.

APPLICATION

Expand the possibilities of the charger with Enelion Bridge

Remote access allows you to control the charger, preview of charging statistics and advanced device configuration.

Office parking lots

Easy installation in a convenient place in the garage space.

Multitasking

Possibility of integration with the parking lot payment systems.

Vehicle fleet

Easy management of the chargers network with the Enelion administration system.

High-quality design in two aluminum colors

The cover is made of anodized aluminum and is available in two colors: silver and graphite - black. Front panel is made of damage resistant plexiglass. Wallbox charger is offered with a Type 2 socket and RFID card reader. OLED display ensures readability of all data from the device. The current operating status of the charger is indicated by LED backlight around the socket.

Wallbox EASY

The Easy series charger provides the basic functionality and practical connection without the need for an electrician.



enelion Wallbox

TECHNICAL SPECIFICATION



Charging power	3,7 kW, 11 kW, 22 kW	1,4 kW - 22 kW
Socket	Type 2	Type 2
Communication module Bridge (OCPP 1.6)***	-	offline / WiFi , Ethernet / LTE (GSM)
OLED Display / RFID / Buttons	-	built-in
Dynamic Load Balance (DLB)***	-	Enelion DLB
Energy meter	-	built-in / Enelion MID*
Residual current device (RCD)***	-	RCM B / RCD A / RCD B
Power cord	attached**	-
Socket with lock	-	built-in
Impact protection	IK 10	IK 10
Ingress protection	IP 54	IP 54
Operating temperature	-25°C / + 55°C	-25°C / + 55°C
Height (mm)	271	271
Width (mm)	249	249
Depth (mm)	156	156

*Certified energy measurement | ** The ability to quickly connect to a 380V socket | ***Optional equipment