

NCP 12-135

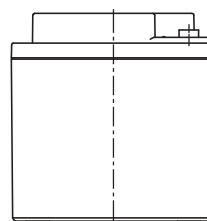
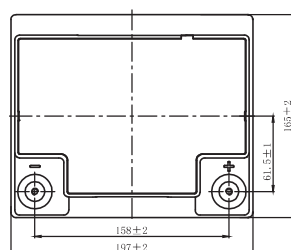
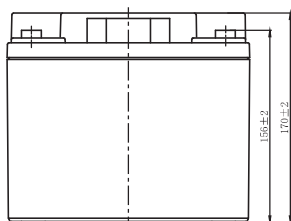
NCP 12-135 is a High Rate VRLA battery that uses the most advanced technology of fast punched thin plate (FPTP) for punching grid batteries. Compared to traditional technology, FPTP has higher speed, simplified technology, more energy efficiency, it is environmentally friendly and it has higher consistency of product. It meets with IEC 60896-21, 60896-22, JIS standards.



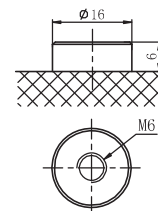
Physical Characteristics		Technical Characteristics	
Nominal Voltage	12V	Internal Resistance	Approx. 20,0 mΩ
Nominal Capacity (10hrs)	38Ah at 180V/cell 135Watts/cell at 1,67V/cell	Recommended Charging Current at 20C	2,4A
Dimension LxWxH	197x 165 x 170 +/-2mm	Float charging Voltage	13,5 to 13,8 VDC/unit Average at 20C
Weight	Approx 11,4 kg	Equalization and Cycle Service	14,4 to 15,0 VDC/unit Average at 20C
Standard Terminal	T6	Max Discharge Current	105A (5sec)

Dimensions

Unit: mm



Terminal: T6



Container Material : A.B.S. UL94-HB

Constant Current & Power Discharge Characteristics: Amperes (25C) / Watts/cell (25C)

Final Voltage	Time	5min	10min	15min	20min	25min	30min	45min	1Hr	1,5Hr	2Hr	3Hr	4Hr	5Hr	8Hr	10Hr
1,85V/cell	A	76.8	59.2	52.4	48.3	43.9	400.0	30.0	24.3	17.6	14.1	9.91	7.84	6.52	4.45	3.72
1,80V/cell	A	88.2	65.3	57.5	52.1	46.6	42.2	31.1	25.0	18.2	14.5	10.2	8.08	6.71	4.57	3.80
1,75V/cell	A	100.3	73.3	62.4	55.2	49.2	44.0	32.3	25.8	18.7	14.8	10.5	8.28	6.89	4.67	3.87
1,70V/cell	A	110.4	79.5	66.6	58.8	52.0	46.2	33.4	26.5	19.1	15.2	10.7	8.49	7.04	4.75	3.94
1,67V/cell	A	122.1	86.5	71.2	61.5	54.2	48.2	34.5	27.3	19.5	15.5	10.9	8.62	7.16	4.83	4.00
1,60V/cell	A	134.3	93.4	75.2	64.7	56.8	50.1	35.5	27.9	19.9	15.7	11.1	8.80	7.28	4.93	4.08
1,85V/cell	W	149.5	115.9	103.0	95.5	87.0	79.5	59.9	48.7	35.3	28.3	20.0	15.9	13.3	9.11	7.66
1,80V/cell	W	169.7	126.5	111.8	102.0	91.6	83.1	61.6	49.8	36.2	29.0	20.5	16.3	13.6	9.32	7.78
1,75V/cell	W	191.1	140.6	120.6	107.2	95.8	85.9	63.5	51.0	37.0	29.4	21.0	16.6	13.8	9.46	7.88
1,70V/cell	W	208.0	150.8	127.0	112.9	100.1	89.3	65.0	51.9	37.6	29.9	21.3	16.9	14.1	9.55	7.96
1,67V/cell	W	228.2	163.0	135.0	117.3	103.9	92.6	66.7	53.2	38.2	30.2	21.5	17.1	14.2	9.67	8.05
1,60V/cell	W	248.1	174.0	141.1	122.3	107.7	95.4	68.1	53.9	38.6	30.6	21.7	17.3	14.3	9.78	8.13

Capacity factors with different temperature

BATTERY TYPE		-20C	-10C	0C	5C	10C	20C	25C	30C	40C	45C
GEL BATTERY	6V&12V	50%	70%	83%	85%	90%	98%	100%	102%	104%	105%
	2V	60%	75%	85%	88%	92%	99%	100%	103%	105%	106%
AGM BATTERY	6V&12V	46%	66%	76%	83%	90%	98%	100%	103%	107%	109%
	2V	55%	70%	80%	85%	92%	99%	100%	104%	108%	110%